

Citation Statistics From More Than a Century of Physical Review

S. Redner*^{1,†}

¹*Center for BioDynamics, Center for Polymer Studies,
and Department of Physics, Boston University, Boston, MA, 02215*

We study the statistics of citations from all Physical Review journals for the 110-year period 1893 until 2003. We discuss basic properties of the citation distribution and find that the growth of citations is consistent with linear preferential attachment. We also investigate how citations evolve with time. There is a positive correlation between the number of citations to a paper and the average age of citations. Citations *from* a publication have an exponentially decaying age distribution; that is, old papers tend to not get cited. In contrast, the citations *to* a publication are consistent with a power-law age distribution, with an exponent close to -1 over a time range of 2 – 20 years. We also identify one exceptionally strong burst of citations, as well as other dramatic features in the time history of citations to individual publications.

PACS numbers: 01.30.Kj, 01.65.+g, 01.90.+g, 89.65.Ef

I. INTRODUCTION

In this article, we study quantitative features of the complete set of citations for all publications in Physical Review (PR) journals from the start of the journal in July 1893 until June 2003 [1]. This corpus provides a comprehensive dataset from which we can learn many interesting statistical facts about scientific citations. An especially useful aspect of this data is that it encompasses a continuous span of 110 years, and thus provides a broad window with which to examine the time evolution of citations and the citation history of individual publications.

The quantitative study of citations has a long history in bibliometrics, a subfield of library and information science (see *e.g.*, [2] for a general introduction and [3, 4, 5] for leads into this literature). The first study of citations by scientists was apparently made by Price [6, 7], in which he built upon the original model of Yule [8] and of Simon [9] to conclude that the distribution of citations had a power-law form. It is also worth mentioning much earlier bibliometric work by Lotka [10] and by Shockley [11] on the distribution of the number of publications by individual scientists. In the context of citations, Price termed the mechanism for a power-law citation distribution as cumulative advantage [12], in that that rate at which a paper gets cited could be expected to be proportional to its current number of citations. This mechanism is now known as preferential attachment [13] in the framework of growing network models.

Recently, larger studies of citation statistics were performed that made use of datasets that became available from the Institute for Scientific Information (ISI) [14] and from the SPIRES database [15]. Based on data for top-cited authors, the citation distribution for individu-

als was argued to have a stretched exponential form [16]. On the other hand, by analyzing a dataset of 783,339 papers from all ISI-cataloged journals and all 24,296 papers in Physical Review D from 1975 until 1994, a power-law citation distribution was inferred [17], with an exponent of -3 . This conclusion coincided with subsequent predictions from idealized network models that grow by preferential attachment [13, 18, 19, 20]. This result was also in accord with the expectation from Price's original work [7]. Finally, it is worth mentioning a number of very recent data-driven statistical studies of collaboration and citation networks [21, 22, 23, 24, 25, 26], that are based on a articles from MEDLINE, arXiv.org, NCSTRL, and SPIRES [21, 23], mathematics and neuroscience articles [22], and the Proceedings of the National Academy of Sciences [24].

The present work is focused on the citation statistics of individual articles in all PR journals. While the total number of citations contained in our study is less than half of what was previously considered in Ref. [17] (approximately 3.1 million vs. 6.7 million), the new data encompasses 110 years of citations from what is arguably the most prominent set of archival physics journals after 1945. Thus we are able to uncover a variety of new features associated with the time history of citations, such as highly correlated bursts of citations, well-defined trends, and, conversely, downturns in research activity.

It is important to appreciate, however, that citation data from a single journal, even one as central as Physical Review, has significant omissions. As we shall discuss in the concluding section, the ratio of the number of internal citations (cites to a PR papers by other PR publications; this dataset) to total citations (cites to a PR paper by all publications) is as small as $1/5$ for well-cited elementary-particle physics publications. There are also famous papers that did not appear in PR journals, as well as highly-cited authors that typically did not publish in PR journals. This tension between PR and non-PR journals is influenced by global socioeconomic factors, as well as by more recent opportunistic considerations, such as page charge policies, and the creation of electronic

*Address for 2004-05: Theory Division and Center for Nonlinear Studies, Los Alamos National Laboratory, Los Alamos, New Mexico 87545 USA

†Electronic address: redner@bu.edu

archives and electronic journals. All these factors serve to caution the reader that the observations presented here are only a partial glimpse into the true citation impact of physics research publications.

II. CITATION DATA

A. General Facts

The data provided by the Physical Review Editorial Office covers the period 1893 (the start of the journal) through June 30, 2003. A sample of the data is given below (with PRB = Phys. Rev. B, PRE = Phys. Rev. E, PRL = Phys. Rev. Lett., RMP = Rev. Mod. Phys., etc.) [27]:

PRB 19 1203 1979		PRB 20 4044 1979
PRB 19 1203 1979		PRB 22 1096 1980
PRB 19 1213 1979		PRB 27 380 1983
PRB 19 1225 1979		PRB 24 714 1981
PRB 19 1225 1979		PRL 55 2991 1985
PRB 19 1225 1979		PRB 38 3075 1988
PRB 19 1225 1979		RMP 63 63 1991
PRB 19 1225 1979		PRE 62 6989 2000

To the left of the vertical line is the *cited* paper and to the right is the *citing* paper. In the above sample, Phys. Rev. B **19**, 1225 (1979) was cited 5 times, once each in 1981, 1985, 1988, 1991, and 2000. There are 3,110,839 citations in the original data set and the number of distinct publications that have at least one citation is 329,847. Since there are a total of 353,268 publications [28], only 6.6% of all PR publications are uncited; this is much smaller than the 47% fraction of uncited papers in the ISI dataset [17]. The average number of citations for all PR publications is 8.806. We emphasize again that this dataset does not include citations to or from papers outside of PR journals.

There are a variety of amusing basic facts about this citation data. The 329,847 publications with at least 1 citation may be broken down as follows:

11 publications with >	1000 citations
79 publications with >	500 citations
237 publications with >	300 citations
2,340 publications with >	100 citations
8,073 publications with >	50 citations
245,459 publications with <	10 citations
178,019 publications with <	5 citations
84,144 publications with	1 citation

Not unexpectedly, most PR papers are negligibly cited.

For studying the time history of citations, we define the age of a citation as the difference in the year that a citation occurred and the publication year of the cited paper. For all PR publications, the average citation age is 6.2 years. On the other hand, for papers with more than 100 citations, the average citation age is 11.7 years. The average age climbs to 14.6 years for publications with

more than 300 citations and 18.9 years for the 11 publications with more than 1000 citations. As one might anticipate, highly-cited papers are long-lived. Conversely, papers with only young citations, are meagerly cited in general. For example, for publications (before 2000) in which the average citation age is less than 2 years, the average number of citations is 3.55.

B. Accuracy

Because individual authors typically generate citations, a natural concern is their accuracy. In recent years, cross-checking has been instituted by the Physical Review Editorial Office to promote accuracy. In older papers, however, a variety of citation errors exist [29]. One can get a sense of their magnitude by looking at the reference lists of old PR papers in the online PR journals (prola.aps.org). References to PR papers that are not hyperlinked typically are erroneous (exceptions are citations to proceedings of old APS meetings, where the page of the cited article generally does not match the hyperlinked first page of the proceedings section). By scanning through a representative set of publications, one will see that such citations are occasional but not rare.

While author-generated citation errors, caused by carelessness or propagation of erroneous citations, are hard to detect systematically, the following types of errors are easily determined:

1. Old citations are potentially suspect. A typical example occurs when author(s) meant to cite, for example, Phys. Rev. B **2**, xxx (1970), but instead cited Phys. Rev. **2**, xxx (1913). There are 14807 citations older than 50 years in the initial dataset, with 4734 of these to a publication with a single citation, a feature that suggests an erroneous citation. By looking every hundredth of these 4734 citations, 39 out of 47 ($\approx 83\%$) were in fact incorrect. The accuracy rate improves to approximately 50% for the 606 papers with 2 citations and presumably becomes progressively more accurate for publications with a larger number of citations.
2. Citations to pages beyond the total number of pages in the cited volume (partially overlaps with item 1). In vols. 1–80 of Phys. Rev. (until 1950), there are 4152 such errors out of 125,240 citations. In vols. 1–85 of PRL (which use conventional page numbers), there are 2777 beyond-page errors out of 912,394 citations, with more recent citations being progressively more accurate. For example, there are only 11 beyond-page errors in vols. 80–85, while there are 145 such errors in vol. 23 alone.
3. Acausal citations; that is, a citation to a publication in the future. There are 1102 such errors.
4. Truncated page numbers. After 2001, PR papers are identified by a six-digit number that begins with

a leading “0”, rather than a conventional page number. This leading digit was not included 438 times.

5. Page numbers in vols. 133–139 of Phys. Rev. were prepended by an A or B, a convention that fostered citation errors (see Appendix. A on most-cited papers).
6. Two papers were referred to at once, *e.g.*, PRL **33**, 100, 300, (1990) when the lazy authors should have cited PRL **33**, 100, (1990) and PRL **33**, 300 (1990).

Additionally, there were easily-correctable mechanical defects in the original data. These include:

1. In volumes with more than 10,000 pages, the comma in the page number sometimes appeared as a non-standard character. The number of such errors was approximately 10,000.
2. Some lines contained either html or related markup language, or other unusual characters.
3. Annotated page numbers. For example, citations to the same paper could appear as PRE **10**, 100 (1990) and PRE **10**, 100(R) (1990). Annotations included (a), A, (A), (b), B, (B), (BR), (e), E, (E), L, (L), R, (R), [R], (T), (3), (5). Some have clear meanings (letter, erratum, (A), A, and (a) for meeting notes in the early APS years). The number of such lines was approximately 1500.

In summary, the number of readily-identifiable citation errors is of the order of 10,000, an error rate of approximately $\frac{1}{3}\%$. The number of non-obvious errors, *i.e.*, citations where the volume, page number, and publication year are not manifestly wrong, is likely much higher. However, upon perusal of subsets of the data, the total error rate appears to be of the order of a few percent, and is considerably smaller in recent years, even as the overall publication rate has increased [30]. With these caveats, we now analyze the citation data.

III. THE CITATION DISTRIBUTION

One basic aspect of citations is their rapid growth in time (Fig. 1), a feature that mirrors the growth of PR journals themselves. This growth needs to be accounted for in any realistic modeling of the distribution of scientific citations (see *e.g.*, [31]). The number of citations by *citing* papers published in a given year is shown as the dashed curve, and the number of citations to *cited* papers that were published in a given year is shown as the solid curve. Notice the significant drop in citations during World War II, a feature that was also noted by Price [6]. The fact that the two curves are so closely correlated throughout most of the history indicates that most citations are to very recent papers. Another noteworthy feature is that the long-term growth rate of citations is

smaller after WWII than before. The very recent decay in cited publications occurs because such papers have not yet sufficient time to be completely cited. Finally, note that area under the two curves must be the same.

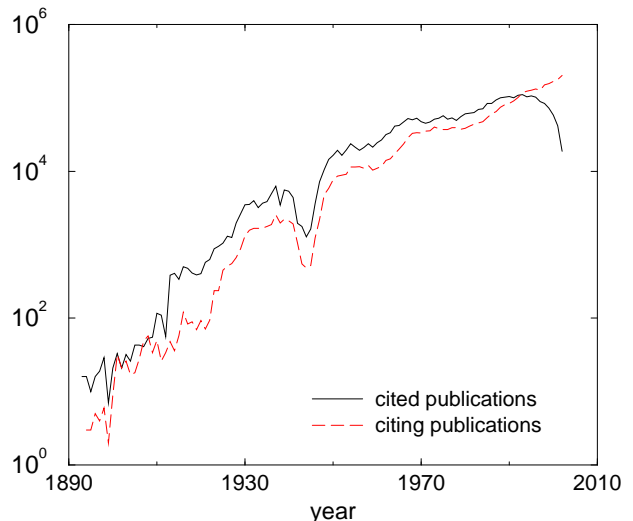


FIG. 1: Total number of PR citations by year.

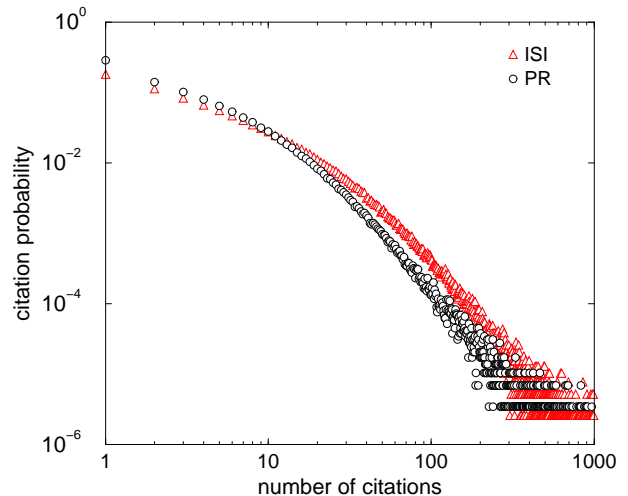


FIG. 2: Normalized citation distributions for all papers in Phys. Rev. from 1893 to 2003 (o) and from the ISI dataset (Δ) consisting of scientific papers published in 1981 that were cited between 1981 and 1997 (from Ref. [17]).

We next show the citation distribution for the entire dataset (Fig. 2). This distribution is visually similar to that in Ref. [17] for the corresponding ISI distribution. While there is systematic curvature in the data on a double logarithmic scale, a Zipf plot of the ISI data, which focuses on the large-citation tail, suggested a power-law form for the citation distribution. A similar conclusion for the citation distribution can thus be expected for the

PR data. A straightforward power-law fit to the data in the range of 50 – 300 citations gives an exponent of -2.55 for both the PR and ISI data. However, as argued in Ref. [17] by using a Zipf plot to account for publications whose citation histories are not yet complete, the exponent of the ISI citation distribution is consistent with the value -3 .

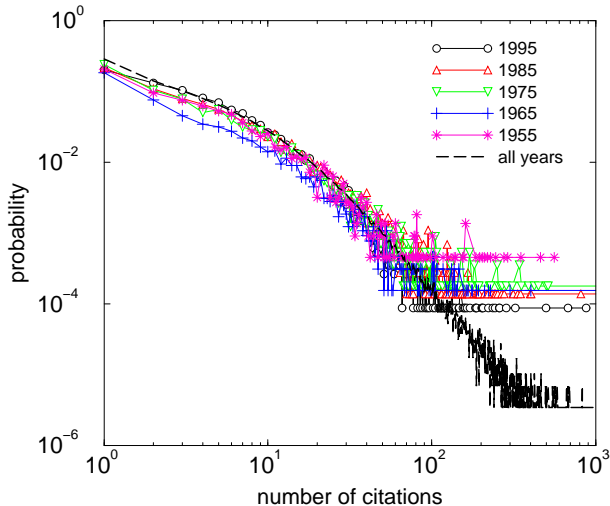


FIG. 3: Normalized citation distributions in selected years.

To check if the nature of the citation distribution is affected by the growth of PR journals, we plot in Fig. 3 the citation distribution to papers published in selected years, along with the total citation distribution. We see that these yearly distributions closely match the total distribution except at the large-citation tail. There is a hint that the small-citation tail of the distribution ($\lesssim 20$) is qualitatively different than the rest of the distribution. A natural suspicion is that self-citations might play a significant role because papers with few citations are likely to be predominantly self-cited.

IV. THE ATTACHMENT RATE

An important theoretical insight into how scale-free networks develop was the realization that the rate at which a new node attaches to a previously-existing node is an increasing function of the degree of the target node [13]; this is the mechanism of preferential attachment. Here, the degree of a node is the number of links that are attached to the node, or equivalently, the number of citations to a publication. More precisely, the network growth is controlled by the rate A_k at which a new node attaches to a previously-existing node of degree k . In the context of citations, A_k then gives the rate at which an existing paper with k citations currently gets cited. In this section, we study the attachment rate for all PR publications.

Earlier studies of this attachment rate [22, 32] examined citation data for 2 years of PRL, both a mathematic and a neuroscience co-authorship network over 8 years, a century of data of a network of actor that co-appeared in all movies, and the Internet from 1997-2001. For the citation network of PRL and the Internet, linear preferential attachment was observed, while the attachment rate grew slower than linearly with k for the other examples. As was first found in [13], an attachment rate that is linearly proportional to k , $A_k \propto k$ leads to a power-law node degree distribution, in which the number of nodes of degree k , n_k , scales as $n_k \sim k^{-\nu}$. In the specific case where $A_k = k$, the exponent $\nu = 3$ [13, 18, 19], while for attachment rates that are asymptotically linear in k , the degree distribution exponent can be tuned to have *any* value in the range $(2, \infty)$ [18, 19, 20].

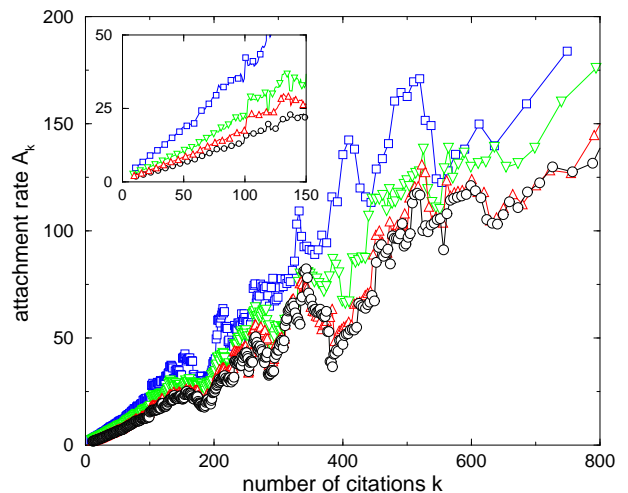


FIG. 4: The attachment rate A_k for the PR citation data. Shown are the results when the initial network is based on citations from 1990-1999 (\square), 1980-1999 (∇), 1970-1999 (\triangle), and 1892-1999 (\circ). The data has been averaged over 5% of the total number of data points for each case. The inset shows the rate for the range of ≤ 150 citations.

For our analysis of the attachment rate, we first construct the degree distribution of the initial network by taking a specified time window of the initial PR data. We then specify a second time window during which the attachment rate is measured. The first window ran from a specified starting year (see Fig. 4) until 1999, while the second window was the year 2000. Operationally, we counted the number of times each paper was cited from the starting year until 1999 (giving k) and then counted how many times each such paper was then cited in 2000. From this data, A_k is proportional to the number of times a paper with k earlier citations was cited in 2000. As shown in Fig. 4, the qualitative results do not depend strongly on the starting year. This weak dependence stems from the fact that the total publication rate in Physical Review has grown so rapidly that the bulk of the publications and citations are in the last decade.

Thus there is relatively little change when data from earlier decades are included.

More importantly, the data suggests that the attachment rate A_k is a linear function of k , especially in the range of ≤ 100 citations. After dividing out the irrelevant proportionality constant in A_k , that is, $A_k = ak + b \rightarrow k + b/a \equiv k + \lambda$, we find that the initial attractiveness parameter λ is in the range $(-0.28, +0.37)$ for the data shown in the figure. When the raw data for A_k is averaged over a 5% range, there is a systematic tendency for λ to decrease to slightly negative values. If one follows the analysis method of [32] and considers the integrated rate $I_k \equiv \int^k A_{k'} dk'$, then a double logarithmic plot of I_k versus k gives a much smoother, nearly straight curve. By fitting this curve to a straight line, we obtain a slope in the range 1.91 – 2.05, depending on the subrange of the data over which the fit is made.

Overall, the results strongly suggest that the attachment rate A_k has the linear preferential form $k + \lambda$, with a small value for the initial attractiveness parameter λ .

V. AGE CHARACTERISTICS OF CITATIONS

One of the more useful aspects of having 110 years of citation data is the ability to study their age structure. In theoretical modeling of growing networks, it was found that the joint age-degree distribution of the nodes in a network provides many useful insights about network structure [20, 34].

Empirically, unpopular papers are typically cited only soon after publication (if at all) and then disappear. We thus expect that the number of citations to a paper and the average age of these citations are positively correlated. Fig. 5 shows this average citation age versus total number of citations. It is also revealing to distinguish between “dead” and “alive” papers in this plot. While it is not possible to be definitive, we define dead papers as those with less than 50 citations and where the average age of its citations is less than one-third the age of the paper itself. Similar definitions of publication death and its ramifications on citation networks have been studied in Ref. [35, 36, 37]. Based on examining the actual PR citation data, our definition of dead papers appears generous, as almost all publications that are considered as dead by our criterion remain dead.

As expected, there is a positive correlation between the average citation age $\langle A \rangle$ and the number of times N that a publication has been cited. The dependence is very systematic for fewer than 100 citations, but then fluctuates strongly beyond this point. Over the more systematic portion of the data, power-law fits suggest that $\langle A \rangle \sim N^\alpha$, with $\alpha \approx 0.285$ for all publications and $\alpha \approx 0.132$ for dead publications. It was found previously that the average number of citations is positively correlated to the age of the publication itself in idealized growing networks [20], and it would be worthwhile to determine whether a similar positive correlation extends to

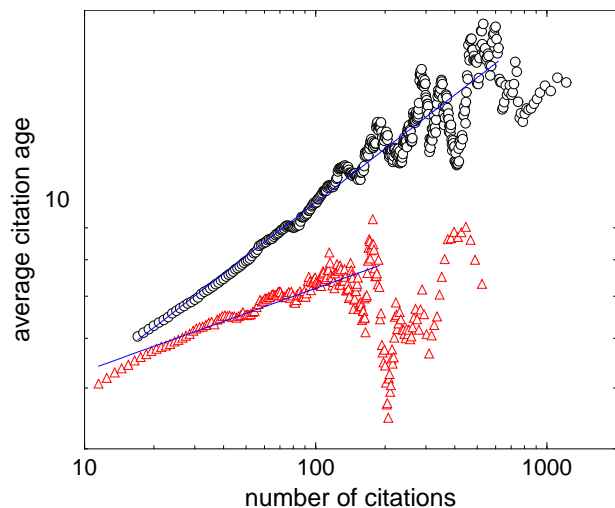


FIG. 5: Average age of citations to a given paper versus number of citations to this paper. Shown are all publications (\circ) and for dead publications (Δ). Both sets of data were averaged over a 5% range. Straight lines are the best fits for the range shown.

the average citation age.

A more basic quantity than the average citation age is the underlying age distribution of citations. As previously alluded to in Sec. III, there are two distinct distributions of citation ages. One is the distribution of citation ages from *citing* publications (Fig. 6). This refers to the age (years in the past) of each citation in the reference list of a given paper. The second, and more fundamental, distribution refers to the ages of citations to *cited* publications (Fig. 7). For example, for a paper published in 1980 that is subsequently cited once in 1982, twice in 1988 and three times in 1991, the (cited) citation age distribution has discrete peaks at 2, 8 and 11 years, with respectively weights 1/6, 1/3, and 1/2.

The distribution of citing ages is shown in Fig. 6 for papers published in selected years, as well as the distribution integrated over the years 1913-2002. In the range of 2 – 20 years, the distribution decays exponentially in time, with a 10-fold decrease in citation probability across a 13-year time span. For longer times, there is a slower exponential memory decay of approximately 23 years for each decade drop in citation probability. However, this decay is masked by the influence of WWII. For example for the 1972 data, there is a pronounced dip between 25 – 30 years. This dip moves 10 years earlier for each 10-year increase in the publication year. If this dip was not present, it does appear that the older citation data would exhibit data collapse. Finally, notice that the integrated distribution has a perceptible WWII-induced dip at 57 years in the past, indicative of the fact that most PR publications have appeared in the last decade.

Since the number of old publications is a small fraction of all publications, the integrated distribution does not change perceptibly whether or not very early publica-

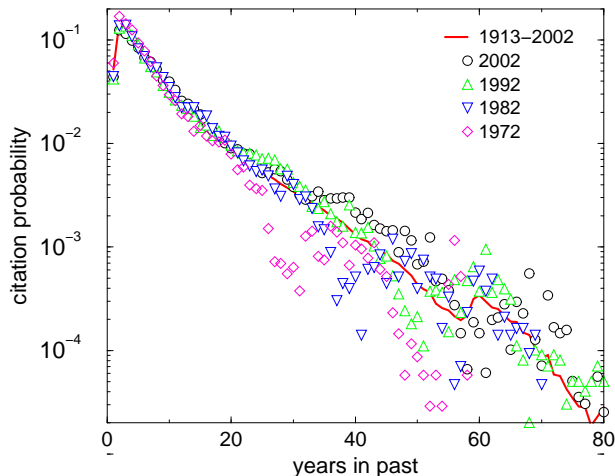


FIG. 6: The distribution of the ages of citations contained in the reference lists of publications that were published in selected years. Also shown is this same citing age distribution for the period 1913-2002.

tions are included. The annual and the integrated distributions are all quite similar and show the same range of memory for old papers, independent of their publication year. Thus the forgetting of old papers is a primary driving mechanism for citations. Previous studies by Price [6] (based on a smaller dataset) and subsequently by various authors [35, 36, 37] have considered the role of decaying memory on the citation network. Theoretical models of decaying memory on the structure of growing networks were studied in [38, 39]. According to Ref. [38], exponentially decaying memory leads to an exponential degree distribution in a network that grows at a constant rate. We argue that the PR citation network still has a power-law degree distribution because of the exponential growth in the number of publications with time, an effect that reduces the importance of finite citation memory.

Notice also that the idealized preferential attachment mechanism gives preferential citations to older papers – opposite to what is observed. This discrepancy again stems from the fact that the total PR citation network has been growing exponentially with time rather than linearly. As a result, most PR papers have been published in the past decade and there are relatively few old publications available to cite. Thus while the adage “nobody cites old papers anymore” is figuratively true for PR publications, it is mostly due to the rapid growth of the journal.

We next present the distribution of cited ages. Since Fig. 6 suggests that citations to papers younger than 20 years are incomplete, we consider only the cited age distribution of older publications. In fact, the cited age distribution for more recent publications has a sharp cutoff when the current year is reached because such papers are still being cited at a significant rate.

Fig. 7 shows representative age distributions for papers published in 1952 and 1972, and as well as the integrated

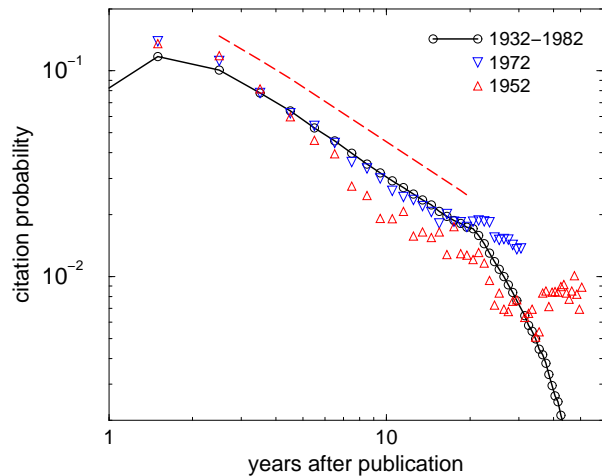


FIG. 7: Distribution of the ages of citations to cited papers in selected years, as well as the integrated data over the period 1932-1982. The dashed line is the best fit to the data in the range 2 – 20 years (displaced for visibility).

1932-1982 distribution. Once again, the integrated distribution does not change perceptibly if pre-1932 data are included. In the figure, we add 0.5 to all ages, so that a citation occurring in the same year as the original paper is assigned an age of 0.5. Over the limited range of 2 – 20 years, the integrated data is consistent with a power law decay with an associated exponent of -0.94 (dashed line in the figure). Thus even though authors tend to have an exponentially-decaying memory in the publications that they cite, the cited citation age distribution has a much slower (apparently) power law decay with time. This is a major result of our data analysis that should be worthwhile to model. Once again, the exponential growth of PR journals and the concomitant increase in the number of citations to past publications may strongly influence this cited age distribution.

VI. CITATION HISTORIES OF INDIVIDUAL PUBLICATIONS

Although we have seen that the collective citation history of all PR publications is quite systematic, the citation histories of individual well-cited publications show great diversity and a variety of amusing features. A substantial fraction of the citation histories can be roughly (but not exhaustively) categorized as being either revival of classic works, major discoveries, or hot publications. We now present examples from each of these classes.

A. Revival of Old Classics

Sometimes a publication will remain long-unrecognized and then suddenly become in vogue; this has been termed a “sleeping beauty” in the bibliometric literature [33].

We (arbitrarily) define this category of publication as all non-review PR articles (excluding RMP) with more than 300 citations and for which the ratio of average citation age to age of the paper is greater than 0.75, *i.e.*, well-cited

papers in which the bulk of their citations occur closer to the present rather than to the original publication date. Remarkably, only 8 papers fit these two criteria. They are:

TABLE I: The 8 PR papers with > 300 citations and with citation age/paper age > 0.75.

Impact Rank	Publication	# cites	Title	Author(s)
4	PR 40 749 1932 568	568	On the Quantum Correction for Thermodynamic Equilibrium	E. Wigner
7	PR 47 777 1935 532	532	Can Quantum-Mechanical Description of Physical Reality Be Considered Complete?	A. Einstein, B. Podolsky, & N. Rosen
23	PR 56 340 1939 350	350	Forces in Molecules	R. P. Feynman
6	PR 82 403 1951 678	678	Interaction between <i>d</i> -Shells in Transition Metals. II. Ferromagnetic Compounds of Manganese with Perovskite Structure	C. Zener
30	PR 100 545 1955 374	374	Neutron Diffraction Study of the Magnetic Properties of the Series of Perovskite-Type Compounds $[(1-x)\text{La},x\text{Ca}]\text{MnO}_3$	E. O. Wollan & W. C. Koehler
37	PR 100 564 1955 302	302	Theory of the Role of Covalence in the Perovskite-Type Manganites $[\text{La}, \text{M}(\text{II})]\text{MnO}_3$	J. B. Goodenough
19	PR 100 675 1955 483	483	Considerations on Double Exchange	P. W. Anderson & H. Hasegawa
21	PR 118 141 1960 519	519	Effects of Double Exchange in Magnetic Crystals	P.-G. de Gennes

The number of citations in this table have been updated through the end of 2003. The clustering of citation histories of the last 5 of these 8 publications is particularly striking (Fig. 8). These interrelated papers were written between 1951 and 1960, with 3 in the same issue of Physical Review. They were all concerned with the “double exchange” mechanism in manganites with a Perovskite structure. In particular, Zener’s paper had (17,7,9,4) citations in its first 4 decades and more than 600 citations subsequently! Double exchange is the interaction responsible for the phenomenon of colossal magnetoresistance, a topic that became extremely popular through the 90’s due to the confluence of new synthesis and measurement techniques in thin-film transition-metal oxides, the sheer magnitude of the effect, and the clever coining of the term “colossal” to describe the phenomenon [41]. The simultaneous extraordinary burst of citations to these articles in a short period close to the year 2000, more than 40 years after their original publication, is unique in the entire history of PR journals.

Of the remaining articles, the publications by Wigner and by Einstein et al. owe their renewed popularity to the upsurge of interest on quantum information phenomena. Finally, Feynman’s work presented a new (at the time) method for calculating forces in molecular systems, a technique that has had wide applicability in understanding interactions between elemental excitations in many fields of physics. This paper is particularly noteworthy because it is cited by papers from all PR journals: PR, PRA, PRB, PRC, PRD, PRE, PRL, and RMP!

Shown also are the citation histories of 3 PR papers that have been famous over a long time scale (Fig. 9).

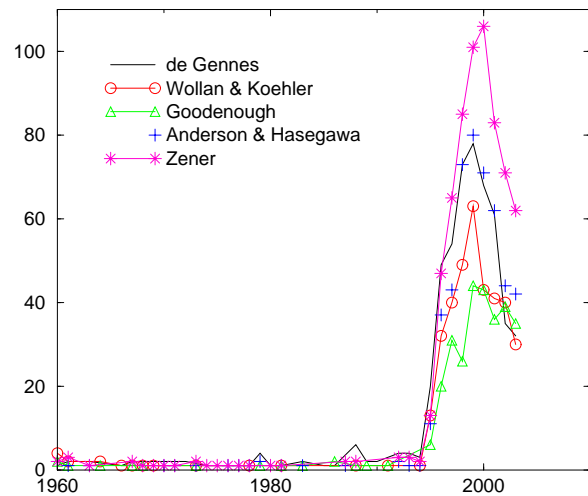


FIG. 8: Citation histories of the 5 publications of relevance to colossal magnetoresistance.

The paper with most citations in all PR journals is “Self-Consistent Equations Including Exchange and Correlation Effects”, Phys. Rev. **140**, A1133 (1965) by W. Kohn & L. J. Sham (KS), with 3227 citations as of June 2003 (see Appendix A). It is amazing that citations to this publication have been steadily increasing for nearly 40 years. On the other hand, the paper “Can Quantum-Mechanical Description of Physical Reality Be Considered Complete?”, Phys. Rev. **47**, 777 (1935) by A. Einstein, B. Podolsky, & N. Rosen (EPR) had 82 citations before 1990 and 515 citations subsequently – 597 cita-

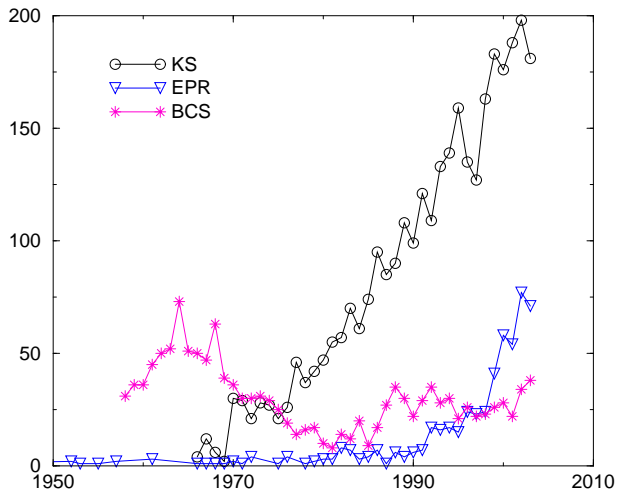


FIG. 9: Citation history of 3 classic highly-cited publications. Each is identified by author initials (see text).

tions in total at the end of 2003. The longevity of EPR is the reason for the appearance of this publication on the top-10 citation impact list in Appendix A. The current interest in EPR stems from the revival of work on quantum information phenomena. Finally, the citation history of “Theory of Superconductivity”, Phys. Rev. **108**, 1175 (1957) by J. Bardeen, L. N. Cooper, & J. R. Schrieffer (BCS) peaked in the 60’s, followed by a steady decay through the mid-80’s, with a minimum in the number of citations in 1985, the year before the discovery of high-temperature superconductivity. It is worth emphasizing that BCS is the earliest PR publication with more than 1000 citations (with 1388 citations at the end of 2003).

B. Discoveries

Major discoveries are often characterized by a sharp spike in citations when the discovery becomes recognized. We are able to readily detect the subset of such publications in which a citation spike occurs close to the time of publication. We considered all non-review articles (excluding both RMP and compilations by the Particle Data Group) with more than 500 citations, in which the ratio of average citation age to age of the publication is less than 0.4 (Table IV in Appendix B). There are a total of 11 such publications. Amusingly, the first 6 of these publications (1975 and previous) are in elementary-particle or nuclear physics, while the remaining 5 (1984 and later) are in condensed-matter physics.

By looking more broadly at the citation histories of discovery publications, we again find considerable diversity (Fig 10). For example, the average lifetime of citations to the 1974 publications that announced the discovery of the J/ψ particle – Phys. Rev. Lett. **33**, 1404 & 1406 (1974). The citation histories of these two publications are essentially identical and could only be characterized as super-

novae. The average citation age of these two publications is less than 3 years! The publication “Bose-Einstein Condensation in a Gas of Sodium Atoms”, Phys. Rev. Lett. **75**, 3969 (1995) by K. B. Davis, M.-O. Mewes, M. R. Andrews, N. J. van Druten, D. S. Durfee, D. M. Kurn, & W. Ketterle (BEC) also has a strongly-peaked citation history (but less extreme than the J/ψ papers), as befits an important discovery in a quickly evolving field. Many well-recognized papers that report major discoveries have such a sharply-peaked citation history.

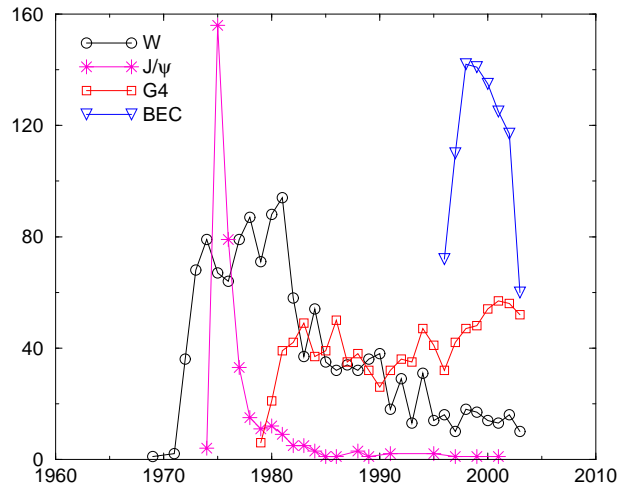


FIG. 10: Citation history of recent highly-cited discovery publications identified by author initials or by topic (see text).

On the other hand, many discovery papers have a much longer lifetime. For example, the paper, “A Model of Leptons”, Phys. Rev. Lett. **19**, 1264 (1967), by S. Weinberg, was a major advance in the electroweak theory. The citation history follows what one might naively anticipate – a peak, as befitting a major discovery, but followed by a relatively slow decay (with 1311 citations at the end of 2003). A very unusual example is “Scaling Theory of Localization: Absence of Quantum Diffusion in Two Dimensions”, Phys. Rev. Lett. **42**, 673 (1979) by E. Abrahams, P. W. Anderson, D. C. Licciardello, & T. V. Ramakrishnan (the “gang of four”, G4). This paper has been cited between 40 - 60 times nearly every year since publication, a striking testament to the long-term impact of this publication to subsequent research.

C. Hot Publications

Finally, it is amusing to identify paper that can be classified as “hot”. A listing of the 10 hottest (non-review) PR papers according to the criteria of ≥ 350 citations, ratio of average citation age to publication age greater than $2/3$, and citation rate still increasing with time, is given in Table V of Appendix B. The current citation rate for the hottest of these articles is unprecedented over the history of Physical Review (Fig. 11) and is partially

due to the rapid growth in all PR journals.

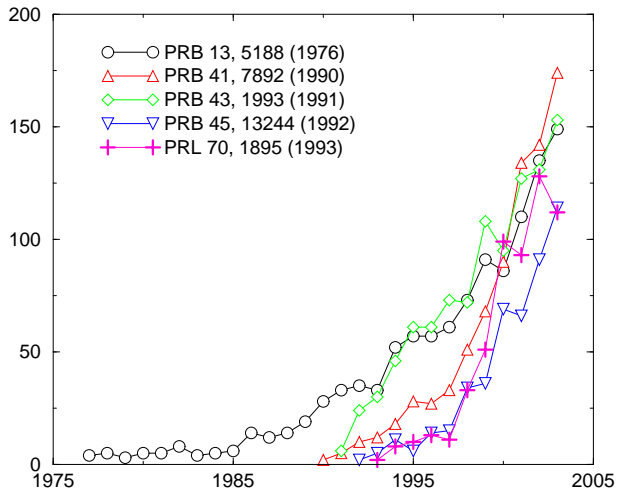


FIG. 11: Citation histories of 5 recent and highly-cited publications in which number of citations are rapidly increasing year by year.

A noteworthy aspect of these hot publications is that 3 of them are concerned with pseudopotential methods, a topic that originates with the seminal Kohn-Sham article from 1965. These publications are: “Soft self-consistent pseudopotentials in a generalized eigenvalue formalism”, *Phys. Rev. B* **41**, 7892 (1990), by D. Vanderbilt, “Accurate and simple analytic representation of the electron-gas correlation energy”, *Phys. Rev. B* **45**, 13244 (1992), by J. P. Perdew and Y. Wang, and “Efficient Pseudopotentials for Plane-Wave Calculations”, *Phys. Rev. B* **43**, 1993 (1991) by N. Troullier & J. L. Martins. The publication “Special points for Brillouin-zone integrations”, by H. J. Monkhorst and J. D. Pack *Phys. Rev. B* **13**, 5188 (1976) develops a generally useful technique for band structure calculations. Finally the last publication “Teleporting an unknown quantum state via dual classical and Einstein-Podolsky-Rosen channels”, *Phys. Rev. Lett.* **70**, 1895 (1993), C. H. Bennett, et al. is concerned with quantum information theory; this is the other major research area that can be classified as hot, according to recent PR citation rates to articles in this field.

As a final note, it is amazing that the most-cited 1965 paper by Kohn & Sham and the second most-cited 1964 paper by Hohenberg & Kohn can still be characterized as hot. Another striking example of such a citation pattern is Anderson’s 1958 publication on localization in disordered systems, where the citation rate has had a similar growth as the two previously-mentioned articles.

VII. DISCUSSION

The availability of a large continuous body of citation data from a major physics journal, *Physical Review* (PR), provides a unique window to observe how subfields

evolve and how individual publications can influence subsequent research. It is important to be aware of two basic limitations of citation data from PR journals only: (i) first, a variety of important physics articles were not published in PR journals, and (ii) our data does not include citations to PR articles from articles published in non-PR journals. The second effect is significant. By looking at top-cited elementary-particle physics PR articles in the SPIRES database [40], we found that the ratio of internal citations (citations from other PR publications) to total citations is in range 0.19 – 0.36. This ratio provides a sense of the incompleteness of the PR data. It would be worthwhile to extend this citation study to a broader range of physics journals to see if new citation patterns might emerge. Finally, as pointed out in [42], citations should not be used to guide policy decisions as they are an imperfect measure of scientific quality.

One of our basic observations is that the development of citations appears to be described by linear preferential attachment, but with the proviso that citation memory extends back no more than approximately 20 years. Much of this short memory can be ascribed to the exponential growth of PR journals, a feature that would necessarily favor citations to recent publications. The average citation history is very well defined and the age distribution of citations to a paper is described by a slow power-law decay up to approximately 20 years.

At a more descriptive level, we found several striking confluences of citation activity during the history of *Physical Review*. The most prominent of these – on the topic of colossal magnetoresistance – is quite recent, but are based on work of more than a half century ago. There are also a small number of “hot” publications that are currently being cited at a remarkable rate. Much of this activity revolves around density functional theory, pseudopotential methods, and the development of accurate techniques for band structure calculations. The origin of much of this work is, in turn, the pioneering Kohn-Sham paper of 1965. The other clearly-identifiable topical coincidence in highly-cited publications occurs in quantum information theory. Part of the reason for the large citation rate to these hot papers could well be the larger number of researchers compared to several decades ago, as well as the rapid availability of preprints through electronic archives. Nevertheless, the rapid and recent growth in citations of these publications seem to portend scientific advances. Finally, it is worth noting the large role that a relatively small number of individual physicists have played in PR publications, with two individuals (Phil Anderson and Walter Kohn) each co-authoring five articles in the top-100 citation impact list [43].

Acknowledgments

I am grateful to Martin Blume for giving permission to access the citation data and for the helpful assistance of Mark Doyle and Gerry Young of the APS editorial office

for providing this data. I thank Jon Kleinberg for initial collaboration and many helpful suggestions, Claudia Bondila and Guoan Hu for writing perl scripts for processing some of the data, and Antonio Castro-Neto, Andy Cohen, Andy Millis, Claudio Rebbi, and Anders Sandvik for helpful literature advice. I also thank K. Börner, P.

Gangier, P. Hänggi and O. Toader for helpful suggestions on the first version of the manuscript. Finally, I am grateful for financial support by NSF grant DMR0227670 (BU) and DOE grant W-7405-ENG-36 (LANL).

APPENDIX A: CITATION AND IMPACT RANKINGS

For general interest, the top-10 cited PR papers, as of June 2003, are given in table II [43]. Also tabulated are the average age of these citations and a measure we term citation impact; this is defined as the product of the number of citations to a publication and the average age of these citations. This measure highlights publications that have influence over a long time period. The top 10 articles, according to this latter measure, are listed in table III:

TABLE II: Top-10 cited PR articles. The asterisks denote citation undercount due to citations with missing prepended A/B page numbers – 123 out of 3227 total for item 1 and 120 out of 2640 for item 2.

Impact Rank	Publication			# cites	Av. Age	Impact	Title	Author(s)	
1	PR	140	A1133	1965	3227*	26.64	85972	Self-Consistent Equations...	W. Kohn & L. J. Sham
2	PR	136	B864	1964	2460*	28.70	70604	Inhomogeneous Electron Gas	P. Hohenberg & W. Kohn
3	PRB	23	5048	1981	2079	14.38	29896	Self-Interaction Correction to...	J. P. Perdew & A. Zunger
4	PRL	45	566	1980	1781	15.42	27463	Ground State of the Electron ...	D. M. Ceperley & B. J. Alder
5	PR	108	1175	1957	1364	20.18	27526	Theory of Superconductivity	J. Bardeen, L. N. Cooper, & J. R. Schrieffer
6	PRL	19	1264	1967	1306	15.46	20191	A Model of Leptons	S. Weinberg
7	PRB	12	3060	1975	1259	18.35	23103	Linear Methods in Band Theory	O. K. Andersen
8	PR	124	1866	1961	1178	27.97	32949	Effects of Configuration...	U. Fano
8	RMP	57	287	1985	1055	9.17	9674	Disordered Electronic Systems	P. A. Lee & T. V. Ramakrishnan
9	RMP	54	437	1982	1045	10.82	11307	Electronic Properties of...	T. Ando, A. B. Fowler, & F. Stern
10	PRB	13	5188	1976	1023	20.75	21227	Special Points for Brillouin-...	H. J. Monkhorst & J. D. Pack

TABLE III: The top-10 PR articles ranked by citation impact.

Cite Rank	Publication			# cites	Av. Age	Impact	Title	Author(s)	
1	PR	140	A1133	1965	3227*	26.64	85972	Self-Consistent Equations...	W. Kohn & L. J. Sham
2	PR	136	B864	1964	2460*	28.70	70604	Inhomogeneous Electron Gas	P. Hohenberg & W. Kohn
3	PR	124	1866	1961	1178	27.97	32949	Effects of Configuration...	U. Fano
4	PR	40	749	1932	561	55.76	31281	On the Quantum Correction...	E. Wigner
5	PRB	23	5048	1981	2079	14.38	29896	Self-Interaction Correction to...	J. P. Perdew & A. Zunger
6	PR	82	403	1951	643	46.35	29803	Interaction Between d-Shells ...	C. Zener
7	PR	47	777	1935	492	59.64	29343	Can Quantum-Mechanical...	A. Einstein, B. Podolsky, & N. Rosen
8	PR	46	1002	1934	557	51.49	28680	On the Interaction of...	E. Wigner
9	PR	109	1492	1958	871	32.00	27872	Absence of Diffusion in...	P. W. Anderson
10	PR	108	1175	1957	1364	20.18	27526	Theory of Superconductivity	J. Bardeen, L. N. Cooper, & J. R. Schrieffer

APPENDIX B: MAJOR DISCOVERIES AND HOT PAPERS

The following two tables provide the top-10 cited PR papers for which the temporal history of citations allows one to characterize the publications either as major discoveries (Table IV) or as hot (Table V). The articles in these tables are listed in chronological order.

TABLE IV: Chronological list of the top-cited discovery papers with > 500 citations and citation/paper age ratio < 0.4.

	Publication			#	Av.	Impact	Title	Author(s)	
				cites	Age				
3	PR	125	1067	1962	587	7.02	4120.7	Symmetries of Baryons & Mesons	M. Gell-Mann
14	PR	182	1190	1969	563	13.75	7741.3	Nucleon-Nucleus Optical-Model Parameters, $A > 40$, $E < 50$ MeV	F. D. Becchetti, Jr. & G. W. Greenlees
16	PRD	2	1285	1970	738	11.21	8273.0	Weak Interactions with Lepton-Hadron Symmetry	S. L. Glashow, J. Iliopoulos, & L. Maiani
19	PRD	10	2445	1974	577	11.90	6866.3	Confinement of Quarks	K. G. Wilson
21	PRL	32	438	1974	545	11.14	6071.3	Unity of All Elementary...	H. Georgi & S. L. Glashow
24	PRD	12	147	1975	501	10.66	5340.7	Hadron Masses in a Gauge Theory	A. De Rújula, H. Georgi, & S. L. Glashow
27	PRL	53	1951	1984	559	7.89	4410.5	Metallic Phase with Long-Range Orientational Order and...	D. Shechtman, I. Blech, D. Gratias, & J. W. Cahn
28	PRA	33	1141	1986	501	6.44	3226.4	Fractal Measures and Their...	T. C. Halsey et al.
31	PRL	58	2794	1987	525	4.77	2504.3	Theory of high- T_c ...	V. J. Emery
33	PRL	58	908	1987	625	1.94	1212.5	Superconductivity at 93K in...	M. K. Wu et al.
38	PRB	43	130	1991	677	5.17	3500.1	Thermal Fluctuations, Quenched Disorder,...	D. S. Fisher, M. P. A. Fisher, & D. A. Huse

TABLE V: Chronological list of the 10 most cited “hot” papers (see text for definition).

Publication			#	Av.	Impact	Title	Author(s)	
			cites	Age				
PR	40	749	1932	561	55.76	31281	On the Quantum Correction...	E. Wigner
PR	47	777	1935	492	59.64	29343	Can Quantum-Mechanical Description of Physical...	A. Einstein, B. Podolsky, & N. Rosen
PR	109	1492	1958	871	32.00	27872	Absence of Diffusion in...	P. W. Anderson
PR	136	B864	1964	2460	28.70	70604	Inhomogeneous Electron Gas	P. Hohenberg & W. Kohn
PR	140	A1133	1965	3227	26.64	85972	Self-Consistent Equations...	W. Kohn & L. J. Sham
PRB	13	5188	1976	1023	20.75	21227	Special Points for Brillouin-...	H. J. Monkhorst & J. D. Pack
PRL	48	1425	1982	829	15.05	12477	Efficacious Form for...	L. Kleinman & D. M. Bylander
PRB	41	7892	1990	691	9.68	6689	Soft Self-Consistent Pseudo-...	D. Vanderbilt
PRB	45	13244	1992	394	8.08	3184	Accurate and Simple Analytic...	J. P. Perdew & Y. Wang
PRL	70	1895	1993	495	7.36	3643	Teleporting an Unknown...	C. H. Bennett et al.

-
- [1] Data provided by the Physical Review Editorial Office.
- [2] L. Egghe and R. Rousseau, *Introduction to Informetrics: Quantitative Methods in Library, Documentation and Information Science* (Elsevier, Amsterdam, 1990).
- [3] E. Garfield, *Science* **178**, 471 (1972).
- [4] H. G. Small, *J. Amer. Soc. Inform. Sci.* **24**, 265 (1973).
- [5] H. G. Small and B. C. Griffith, *Science Studies* **4**, 17 (1974).
- [6] D. J. De Solla Price, *Science* **149**, 510 (1965).
- [7] D. J. De Solla Price, *J. Amer. Soc. Inform. Sci.* **27**, 292 (1976).
- [8] G. U. Yule, *Phil. Trans. Roy. Soc. London, Ser. B*, **213**, 21 (1924).
- [9] H. A. Simon, *Biometrika* **42**, 425 (1955).
- [10] A. J. Lotka, *J. Washington Acad. Sci.* **16**, 317 (1926).
- [11] W. Shockley, *Proc. IRE* **45**, 279 (1957).
- [12] R. Merton, *The Sociology of Science*, (University of Chicago Press, Chicago, IL, 1973).
- [13] A.-L. Barabási and R. Albert, *Science* **286**, 509 (1999).
- [14] See *e.g.*, Science Citation Index Journal Citation Reports (Institute for Scientific Information, Philadelphia) for annual lists of top-cited journals and articles (www.isinet.com/welcome.html).
- [15] www.slac.stanford.edu/find/top40.html.
- [16] J. Laherrère and D. Sornette, *Eur. Phys. J. B* **2**, 525 (1998).
- [17] S. Redner, *Eur. Phys. J. B* **4**, 131 (1998).
- [18] P. L. Krapivsky, S. Redner, and F. Leyvraz, *Phys. Rev. Lett.* **85**, 4629 (2000).
- [19] S. N. Dorogovtsev, J. F. F. Mendes, and A. N. Samukhin, *Phys. Rev. Lett.* **85**, 4633 (2000).
- [20] P. L. Krapivsky and S. Redner, *Phys. Rev. E* **63**, 066123 (2001).
- [21] M. E. J. Newman, *Phys. Rev. E* **64**, 016131 (2001); *Phys. Rev. E* **64** (2001) 016132; *Proc. Natl. Acad. Sci. USA* **98**, 404 (2001).
- [22] A. L. Barabási, H. Jeong, Z. Neda, E. Ravasz, A. Schubert, and T. Vicsek, *Physica A* **311**, 590 (2002).
- [23] S. Lehmann, B. Lautrup, and A. D. Jackson, *Phys. Rev. E* **68**, 026113 (2003).
- [24] K. Börner, J. T. Maru, and R. L. Goldstone, *Proc. Natl. Acad. Sci.*, **101**, 5266 (2004).
- [25] M. E. J. Newman, *Proc. Natl. Acad. Sci. USA* **101**, 5200 (2004).
- [26] M. L. Goldstein, S. A. Morris, G. G. Yen, *cond-mat/0409205*.
- [27] For completeness, the *Phys. Rev.* journals include *Phys. Rev. Series I* (1893–1912), *Phys. Rev. Series II* (1913–1969), and *Phys. Rev. Series III* (1970–present). This latter series includes the five topical sections: *Phys. Rev. A*, *B*, *C*, *D*, and *E* (the latter from 1990–present). Also included are *Phys. Rev. Lett.*, *Rev. Mod. Phys.*, and *Phys. Rev. Special Topics, Accelerators and Beams* (1998–present).
- [28] This fact was provided by Mark Doyle in the Physical Review Editorial Office.
- [29] Recent quantitative analysis of the effect of citation errors appears in M. V. Simkin and V. P. Roychowdhury, *Complex Syst.* **14**, 269 (2003). See also *cond-mat/0310150*, “Copied citations create renowned papers?”, and *cond-mat/0401529*, “Stochastic modeling of citation slips” by the same authors.
- [30] In a recent correspondence, an overall citation error of 7% was reported in a dataset of 8 million articles extracted from the Science Citation Index (SCI). See H. F. Moed, *Nature* **415**, 731 (2002).
- [31] The effects of accelerated network growth on the structure of such networks has been considered in S. N. Dorogovtsev and J.F.F. Mendes, *Phys. Rev. E* **63**, 025101 (2001).
- [32] H. Jeong, Z. Neda, A.-L. Barabási, *Europhys. Lett.* **61**, 567 (2003).
- [33] In the bibliometric literature, such a publication has recently been dubbed as a “sleeping beauty”. See, A. F. J. van Raan, *Scientometrics* **59**, 467 (2004).
- [34] P. L. Krapivsky and S. Redner, *Phys. Rev. Lett.* **89**, 258703 (2002).
- [35] T. Pollmann, *Scientometrics* **47**, 43 (2000).
- [36] S. Lehmann, A. D. Jackson, B. Lautrup, *cond-mat/0408472*.
- [37] K. B. Hajra and P. Sen, *Physica A* **xx**, xxxx (2004).
- [38] S. N. Dorogovtsev and J. F. F. Mendes, *Phys. Rev. E* **62**, 1842 (2000).
- [39] K. Klemm and V. Eguíluz, *Phys. Rev. E* **65**, 036123 (2002).
- [40] www.slac.stanford.edu/library/topcites/2003/alltime.shtml.
- [41] S. Jin, T. H. Tiefel, M. McCormack, R. A. Fastnacht, R. Ramesh, and L. H. Chen, *Science* **264**, 413 (1994); A. P. Ramirez, *J. Phys.: Condens. Matter* **9**, 8171 (1997); A. J. Millis, *Nature* **392**, 147 (1998).
- [42] D. Adam, *Nature* **415**, 726 (2002).
- [43] See S. Redner, *physics/0407137* (version 1) for more comprehensive lists of top-ranked publications of various categories.